

Ride Manager's Manual



January 2025



TABLE OF CONTENTS

Forward	3
Ride Manager Duties Overview	4
What is Ride and Tie?	5
What is Equathon?	6
Organizing a Ride and Tie	7
Assistance for New Rides	7
What is Required?	7
Sanctioning and Scheduling	8
Event Types	8
Insurance	8
Membership Requirements	8
Liability Release/Waiver	9
Ride Personnel	10
The Course	11
Recruiting Participants	12
Membership Categories	13
Frequently Asked Questions (FAQ)	14-15
Appendix A .. Rules of Ride and Tie	16
Appendix B .. Rules of Equathon	17
Appendix C .. Sanctioning Form	18-21
Appendix D .. Membership Form	22
Appendix E .. Entry Form (generic)	23
Appendix F .. Financial Summary Form	24
Appendix G .. Vet Card	25
Appendix H .. Best Condition Form	26
Appendix I .. Results Form	27
Appendix J .. Donation Sponsorship	28



FORWARD

Manual for Ride Managers

To all Ride & Tie Ride Managers:

Thank you for your support of Ride and Tie! Our sport would not exist without you. The Ride and Tie Association appreciates the hours and effort that you put in to make these events happen, and will do whatever we can to help increase participation, membership and interest in the sport. We will handle sanctioning, scheduling and insurance, and can help with publicity as well as the details of managing.

Following is an overview of what you will need to know to put on a sanctioned ride & tie. You will find lots of helpful information including this manual, forms, Veterinary requirements, etc. on our website at www.rideandtie.org.

Your willingness to devote the hours and efforts required to put on an event is one of the most critical factors in keeping our sport alive and growing. The Association and those of us who come to our events can never thank you enough.

For more information or assistance regarding holding or sanctioning an event, please contact our Sanctioning Officer Rhonda Venable, 10102 Fire Tower Road, Toano, VA 23168, 757-870-3837, rungalong@hotmail.com.


Above all else, enjoy yourself and know that we appreciate you!!!



Overview of Ride Manager Duties

As Ride Manager (you may designate someone else to be R&T Ride Manager), you are responsible for ensuring the following:

1. The event is run according to the Association's Rules of Ride & Tie. (see website and/or appendix of Ride Manager's Manual)
2. **Sanctioning:** (for questions or assistance you can contact the R&T Sanctioning Officer, Rhonda Venable at runsalong@hotmail.com)
 - a. Sanctioning involves filling out a form and agreeing to use the Association's liability insurance. This insurance is required even if held with an endurance event that is also insured. Insurance charges are based on the number of teams at the rate of \$10 per team up to \$100 per day. Requests to add additional insureds must be provided to the Sanctioning Officer no later than 15 days prior to the event. ***If you have no entries or have to cancel your event for whatever reason, you can cancel the R&T insurance up to 24 hours before the event is scheduled to begin and incur absolutely no financial obligations to Ride and Tie.***
 - b. Requests for sanctioning should be made sixty (60) days in advance of the event. You may submit the online form or download the printable form (both available on the website) and submit to the Sanctioning Officer at events@rideandtie.org.
 - c. There must be one ride & tie with a minimum distance of 20 miles. You are then welcome to offer other distances as well as Equathon.
3. **Entry Forms/Flyers:** Submit the following documents either along with, or subsequent to the sanctioning form for inclusion on the Association's website and newsletter(s):
 - a. An event flyer with date(s), event distance(s), address/directions, camping information, etc.
 - b. An entry form
 - c. Link to your event website (if available)
4. **Membership:** For insurance purposes, ride managers and individual participants MUST be current Ride & Tie members.
 - a. Ride Managers are given a complimentary membership for the year they manage a ride; however, it is their responsibility to fill out the form and submit it.
 - b. Participants: The ride manager must ensure that all competing team members are members prior to the start of the event. They may request a current membership list from www.rideandtie.org/contact-us or check the status of individual participants on the website. If the competitor is not a current member, he/she must fill out a membership form and pay the appropriate fee. If, due to faulty or slow reporting of memberships, the competitor joined but was not yet listed, the Ride and Tie Association will refund the second payment in full by mail following the ride.
5. **Waiver:** All competitors must sign a waiver. You may design your own or use the R&T template. (see website and/or appendix of Ride Manager's Manual)
6. Include Ride & Tie in all ride briefings, award ceremonies (including providing awards), and activities (such as meals). This greatly enhances the experience for both endurance riders and ride & tiers.
7. **Vetting:** A licensed veterinarian must check each horse before, during and after the event. The head veterinarian sets all criteria for R&T which is normally identical to that set for endurance. Except at the discretion of the veterinarian for a horse having metabolic problems, R&T does not require a mandatory hold at mid-ride vet checks. Once the horse has successfully passed the vet check, it is allowed back on the course. The head veterinarian, typically allows R&T horses to go through vet checks without removing tack, but may require tack be removed for any horse he/she deems in need of an exam requiring the removal of tack. Ride Managers and veterinarians often ask endurance riders to allow R&T horses to "break" in line because they do not have a hold time at the vet check and the other human partner may already be back out on trail.
8. **Timers:** Ensure that your timers know the rules of R&T. The team's final ride time does not end until ALL members have crossed the finish line. Mid-ride times (in and out) may be recorded for both horse and runner in order to keep track of the teams, but that data is not used by R&T. Unlike endurance, there is no time limit for a ride unless specified by the Ride Manager or the head veterinarian.
9. **Upon completion of the event**, the following items must be submitted within two weeks (see website and/or appendix for referenced forms):
 - a. Financial summary form with sanctioning fees to: Ride & Tie Association, 4710 Kingsway, Anacortes, WA 98221-3210
 - b. Membership form and fees to: Ride & Tie Association, 6746 Back Rd, Maurertown, VA 22644
 - c. Ride results form to: Bob Heltibridle at bobheltibridle@gmail.com or online at <https://forms.gle/PbfjVKoPjbyVeuVe9>



WHAT IS RIDE & TIE?


Ride & tie is a long distance equestrian team sport. A ride & tie team consists of two people and an equine, usually a horse. Teams compete against each other, but also within divisions: Man/Man, Man/Woman and Woman/Woman divisions. They compete over cross-country courses with lengths ranging from eight to one hundred miles.

People have ride and tied for a long time. References to riding and tying as a means of transportation can be traced back to the 1700's. It became a competitive sport in 1971 when it was developed as the signature sport of Levi Strauss and Company, the maker of Levi pants and clothing. It is a fun, challenging and strategic sport. Competitors are a varied lot, male/female, old and young, fast and slow, non-runners and ultra-marathon runners, that come in all body types.

In 1988, leadership of the sport was assumed by the Ride and Tie Association, a 501c(3) nonprofit organization. It serves as the sport's governing body, and as such is responsible for such tasks as promoting the sport, its rides, publishing a quarterly newsletter, recruiting competitors, sanctioning events and holding the annual World Championship race. This Championship is held at different locations around the United States. The sport has become global with events being held overseas and teams representing foreign countries as well as teams coming to the United States from as far away as Germany and Australia to compete in the Championship race.

Ride & tie competitions are held throughout the United States. In 2013, they were being held in ten different states with California hosting the largest number. There were 47 ride & ties scheduled in 2013 for 35 sanctioned events (some events are multi-day rides). The Association has members living in 29 states and the District of Columbia as well as in foreign countries.

After fifty plus years of ride & tie competition, many are, to some degree, familiar with how it works. All teams start simultaneously with one person riding the equine and the other member running. At any subsequent, self-determined time or distance into the ride, the horse and rider will initiate an exchange for the horse by dismounting and tying the horse to some stationary fixed object, such as a tree, and begin running. The trailing partner, the initial runner, eventually comes upon the tied horse, unties it, mounts, and sets out in pursuit of the now running initial rider. Upon making contact, they may immediately exchange the horse without tying it (called a "flying tie" or "flying exchange"), or the rider may ride past the partner and ride on before tying. Either way, the horse is once again exchanged and the rider is back into the running phase. This leap-frog pattern continues for the entire event, except for required veterinarian stops where an exchange is required. At the veterinary check point the horse is cared for, given a chance to recover, and subjected to veterinarian examination. The ride is completed when all three members cross the finish line and the horse passes the final veterinarian examination. A more complete presentation of how to do ride & tie with a discussion of strategy.



What is an Equathon:

An Equathon consists of a TEAM of two persons (Rider/Runner) and one horse, or IRON consisting of one person (Rides/Runs) and one horse competing on a pre-determined course.

The length of the run must be at least 25% of the length of the ride.

The Rider completes their portion of the course first before the Runner starts their portion of the event. The Runner may start after the horse reaches pulse criteria taken by official ride staff, but prior to the veterinary examination. The clock runs continuously until the runner reaches the finish line.

Iron person rides the designated course first and then runs the second part of the course. The clock runs continuously until the runner reaches the finish line. They must start the run portion within 30 minutes of the horse passing the pulse criteria. Designated crew may present the horse for both the pulse and the veterinary exam.

Completion Time: The "Completion Time" is when the runner crosses the finish line. In addition, the horse must PASS the post-ride exam meeting "fit to continue" criteria otherwise the team will be disqualified.

Long Course: Is combined rider/runner mileage of 20 miles or longer.

Short Course: Is combined rider/runner mileage of less than 20 miles.



ORGANIZING A RIDE & TIE EVENT

Ride & tie events are held as stand-alone events or in conjunction with endurance rides. It is clear that ride & tie events and endurance rides bear numerous similarities in form and spirit. After all, they are both equine competitions over long distances, they travel over cross-country courses, undergo veterinarian checks, etc. Their basic similarity makes it relatively easy to combine ride & tie and endurance in simultaneous, parallel competitions. This combination can take two forms; one is where both races are under single management, the other is where each race is individually or separately managed with courses, personnel, veterinarians shared or used in common. In either case, there are definite advantages from a managerial standpoint.

For the separately managed event, there are significant cost savings from shared duties and resources such as campsite costs, course marking duties, veterinarian services, and other personnel such as timers, pulse and respiration takers, etc. The single manager benefits without a significant addition to their workload because all the main ingredients, mentioned above, are common to both types of events. Adding a ride & tie to an endurance event or vice-versa increases attendance and thus revenue and because so many of the costs are fixed (that is, relatively the same regardless of the number of competitors), any increase in attendance results in increased profit.

Experience shows that there is minimal conflict between endurance riders and ride & tiers; in fact, they seem in the main, to enjoy and respect each other and their accomplishments.

Assistance for New Events

For new, first-time events, the Ride & Tie Association can provide some financial assistance if needed. For more information or assistance, the ride manager should contact the Sanctioning Officer Rhonda Venable at runsalong@hotmail.com.

What is Required?

Endurance ride managers can judge how well endurance ride situation or set-up meets the needs of holding a simultaneous ride & tie. Is the trail compatible? Will it have adequate start space? Are there sufficient natural or constructed obstacles to which to tie? Are the vets aware of, or willing to learn, the differences between endurance and ride & tie vet check protocol? This point deserves some attention because in ride & tie, there is, on behalf of the outgoing runner, no hold period and ride & tie horses are usually given examination priority ahead of the endurance horses. Secondly, because ride & tie is judged to be easier on horses, due to the more natural stop and go pattern they experience in comparison to endurance where horses work for longer continuous periods, the vets may set the pulse criteria at higher levels if they so choose.

Ride & tie rules are few and straight forward. There is only one page of rules. They set standards for equine age, pregnancy status and enunciate medication restrictions. The number and character of exchanges are stated. How and by whom horses are to be presented for veterinarian examination is covered. What constitutes a finish is defined and how and when protests can be filed is explained.

The rules are available on the website and/or the appendix of this manual.



Managers of a ride & tie event, regardless of its particular form (stand-alone or combined with endurance), have essentially the same managerial and administrative tasks and responsibilities. The administrative tasks include, the sanctioning process, sanctioning fees, insurance and insurance fees, and data and results reporting.

Sanctioning and Scheduling

There are advantages to have a ride & tie sanctioned. Sanctioning gets the event listed in Ride & Tie newsletters, handbook, and on the Association's website and other publications that list sanctioned events. It provides low cost liability insurance, makes available listings of active Association members, and allows participants to receive mileage and points credit toward the Association's year-end awards. Sanctioned events usually consist of two to three rides of various distances in order to appeal to teams having different objectives and experience. **To put on a sanctioned event, there must be one course with a distance of at least 20 miles.** There is no minimum time between sanctioned events. Scheduling will be on a first come/first serve basis. Sanctioning should generally be requested at **least 60 days in advance of the event** to assure your event a place on the schedule and allow for processing of insurance and other administrative tasks. There is no advance fee to sanction a ride. Insurance charges will be paid by the ride manager after the event. A sanctioning agreement is provided on the website and in the appendix of this manual. For detailed up-to-date information on sanctioning a ride & tie go to the Association's website, <https://www.rideandtie.org/event-sanctioning-form/>.

Event Types

Other things to consider in sanctioning your ride & tie event is whether to also offer an Equathon or classify it as an "Elevator" ride & tie. An elevator ride & tie is one where a team may complete the short course and then decide they want to "elevate" to the long course. If your event was sanctioned as an elevator event then this is allowed. Otherwise, teams may not do this. There are rules specific to putting on an elevator ride. For example, the short and long course races must start at the same time and follow the same course.

Insurance & Membership Requirements

To protect itself, sanctioned events must use the Ride and Tie Association liability insurance. The Association pays an annual premium based on the number of events and days covered. Insurance covers property damage and bodily injury to others, NOT to participants.

Insurance requires that all participants are a member of the Association. **This means that ride managers need to check their participants' membership status prior to the start of the event.** If a competitor is not a member, they must collect the membership form and dues before the ride. (see website and/or appendix of this manual) Ride Managers may request a current membership list from <https://www.rideandtie.org/contact-us/> or check the status of individual participants via the website.

TEAMS WITH ANY COMPETITOR WHO IS NOT A CURRENT MEMBER AT THE TIME OF THE RACE WILL NOT BE COVERED BY OUR INSURANCE AND WILL BE DISQUALIFIED.



In order for the ride manager to be covered by our insurance, he/she **MUST** be a member of the Ride and Tie Association. The Association will provide a free complimentary membership to ride managers for the year in which they direct a ride, however, it is their responsibility to fill out the form and submit it. (see website and/or appendix of this manual)

The insurance covers the ride manager and landowner(s) for the day before and the day after the event. The insurance does **NOT** cover competitors on those two days. If a competitor damages property on one of those days, he/she would be completely liable for the damages.

Be aware: Claims are not payable if those involved in the situation are intoxicated.

If ride managers are not the property owner, they usually are not included as additional insureds as they have no insurable interest.

Insurance charges are based on the number of teams at the rate of \$10 per team up to a maximum of \$100 per day for each day of competition. The Association subsidizes the insurance to help keep it affordable for our Ride Managers.

Multi-day Events:

If your event provides for ride and tie events occurring on multiple days, each day is insured separately. The \$100 maximum applies to each day. As an example, if on the first day, a total of 14 teams participates in one or more events, insurance costs for that day will be \$100. If on the second day seven teams participate, an additional \$70 is due. Therefore, in this example, a total of \$170 would be payable to the Ride and Tie Association to cover both days of your event.

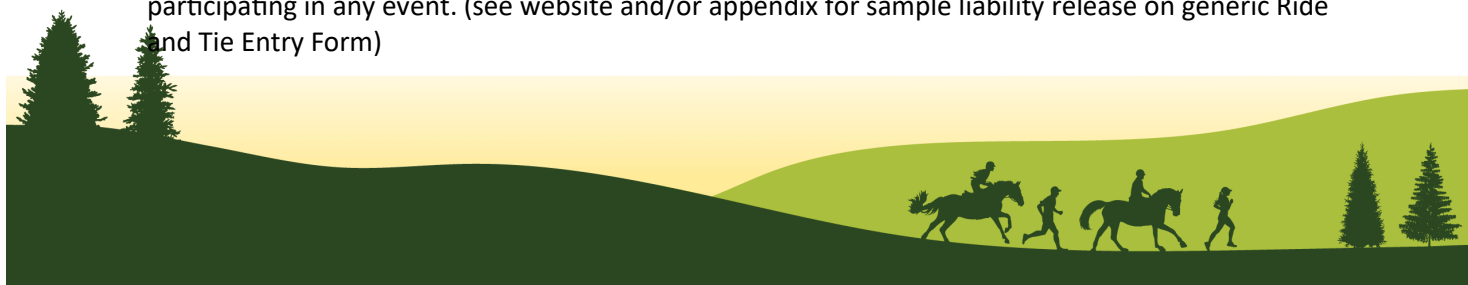
Other Events Held in Conjunction with Your Ride & Tie: Some ride & tie ride managers hold other events, such as trail runs or mountain bike races, coinciding with their ride & tie events. It is ok to do this and these events can be lots of fun, however, you **will need to find alternative insurance to cover participants involved in the other events.** Having participants join the Ride and Tie Association will not provide them with insurance.

A **Certificate of Insurance** (aka Insurance Certificate) is proof that our organization has liability insurance for the specific event. It provides coverage to the landowner by our insurance carrier in the case of an accident or mishap on their property. We must have an email and address for the landowner or anyone named as an additional insured. If you do not list a property owner on the form, they will not be covered by our insurance.

Even though our events may be held in conjunction with AERC or other rides, we **must** use the Ride and Tie Association insurance instead of that obtained by the AERC or other body. This is an insurance industry requirement. There are no exceptions.

Waiver/Release

The Ride and Tie Association should be included with the parties named in the liability release waiver on, or attached to your entry/registration form. All competitors must sign the waiver before participating in any event. (see website and/or appendix for sample liability release on generic Ride and Tie Entry Form)



The managerial tasks and responsibilities for producing a ride & tie are almost identical to those for an endurance ride. Experienced endurance ride managers have little difficulty in making the transition to a ride and tie manager as a result of being acquainted with discussion of the same issues in the American Endurance Ride Conference Ride Managers Handbook which can be found on the AERC website at AERC.org.

Pre-ride tasks include advertising the nature of the event, the location and distances planned. The Association can be helpful here as they publish a schedule on their web page, in their newsletter and member handbook. The Association can also provide "boiler plate" language for managers to use for local newspaper publicity.

These actions should take place after selecting an event site, taking access, camping capacity and facilities into account. Endurance ride sites, public lands and large private landowners such as lumber companies and ranches are good site candidates. Once the site is selected, the paper work entailed in sanctioning, obtaining landowner permission, and insurance coverage needs to be completed.

Ride Personnel

Ride personnel need to be recruited. Of chief importance are veterinarians. Veterinarians in a ratio of one vet per 20 or so horses, who are experienced in endurance, or better, in ride & tie, should be sought. Differences in vet criteria (higher pulse/respiration criteria, and absence of holds in a ride & tie) need to be explained to endurance veterinarians. It is advantageous if the head veterinarian can be made acquainted with the course in terms of layout, difficulty, and length so that appropriate criteria can be set. The veterinarians are in complete control during the event of all decisions concerning horse safety and health. They will be involved in examining horses in: a pre-ride exam to verify their soundness to compete; checks during the ride at locations, generally 10 to 15 miles apart, to assess their fitness to continue; and, at a post-ride examination to assure that the equine's health is uncompromised. Finally, if a Best Conditioned horse award will be offered, veterinarians will be responsible for carrying out examinations of the candidates, and selection of the horse to be honored.

[A discussion of veterinarian issues is presented in a separate publication titled Manual for Veterinarians – Control Judging Ride and Tie Competitions and Guidelines for Treating Metabolic Complications.](#)

Other needed personnel include a ride secretary (who can be the manager, prepare entry lists, register competitors), assemble ride packets of vet cards, course maps, etc.). A vet scribe who records veterinarian examination findings. Other tasks requiring volunteers are pulse and respiration takers, finish judges and timers. If there are complex trail configurations and/or possible shortcuts, trail marshals may be necessary to direct traffic, prevent cheating and provide information to competitors as they pass.

Equipment needs to be supplied to support the volunteers. These include: watches or timers for the timers; watches and stethoscopes for those checking pulse and respiration; vet cards, clip boards and pens for the ride secretary, vet scribes and finish line judges; and grease pens for numbering horses. Other equipment like water troughs will be needed at various locations.



The Course

After the site is chosen, the trail or course is designed. Its length and difficulty are determined. Identification of enlightened property owners open to equestrian events is part of the design process. In the design, the availability of water, of tie opportunities and the avoidance of paved roads and vehicle traffic are all considerations. The course needs to be marked for team guidance. This can be done by positioning strips of surveyors tape on trees, bushes, and/ or posts at frequent intervals (roughly every $\frac{1}{4}$ to $\frac{1}{3}$ mile). People often tie strips of flagging to clothes pins. The marking or flagging is best done in the direction of the ride, and consistently on the same side of the trail, conventionally on the right so that the competitors always know where they are going in the correct direction. Turns are individually marked with ribbon, usually with 3 ribbons alerting participants to an upcoming turn. Lime or flour can also be used to mark turns and cross off alternative trails. It is important to check with the landowner prior to using these. Upcoming vet checks are usually indicated with signage that provides including the distance to the vet check (around 1 mile out is typical). Different color ribbons are used to mark different segments or loops of the course as a means of minimizing competitor confusion. Consider using patterned flagging (e.g. stripes and checkerboard) because sometimes it is easier to see. The course maps that are included in the ride packets not only show the various trails with their ribbon colors but also give mileage, vet check locations, and access for crews and emergency vehicles.

Prior to the ride, frequently the evening before, an orientation meeting is held. This is a time to provide information to the contestants. Customarily, the course is reviewed with hazards or tricky spots pointed out. At this time, the veterinarian will discuss the criteria that will be used and makes whatever points deemed necessary such as the vet check procedures.

Arrangements for food should include food for ride day volunteers and veterinarians as well as food for the post-ride lunch or dinner served to workers and participants.

Traditionally, an award ceremony is conducted immediately after the post-ride meal. After the ride dinner and awards, only clean-up tasks remain at the site, and the final step of reporting the results and submitting fees completes the event.

The Association can be of great assistance in providing information and reducing any insecurity ride managers may have as they consider holding a ride & tie. The Association maintains a list of mentors who can provide assurance, help, information and council. A current mentor list can be found on the Association website. In addition, members of the board of directors of the Association are available for on-site assistance for new managers in areas of the country unaccustomed to ride & tie. In the past, they have been available to give clinics, lead practices and provide guidance and information and even become competitors if needed.



Recruiting Participants

For success, a manager needs participants. Efforts to recruit competitors may be needed. A manager can expect some veteran competitors and some new to the sport. This latter category may dominate in under-served regions. One way to recruit participants is through publicity, perhaps most effectively through articles or notices in the sports section or community activities section of the newspapers or through flyers available to running clubs and horseback groups. The Association has ride videos available. Even when interest is aroused, potential participants will have questions and concerns. A clinic is an excellent way to convert interests into participation.

New recruits will want to know such things as how often should I tie? Where should I tie? Do I have to be a really good runner? Can my horse do it? How can I do a ride & tie if I don't own a horse? How do we work the vet check? Do I need a crew and what is a "crew"? How fast should I run/ride the horse? What should I wear? These are common and important questions. Answers to some questions are provided in the Frequently Asked Questions (FAQ) on the website or appendix of this manual.

As a ride manager you might consider holding a clinic prior to your event, especially if you have a lot of first timers. Contact the Association to see if an experienced ride & tier can be made available to help. The person leading the clinic can address questions or concerns, discuss strategy, and review important "Do's and Don'ts".



RIDE AND TIE ASSOCIATION MEMBERSHIP CATEGORIES

Annual Ride & Tie memberships run from January 1st to December 31st. We also offer one-day memberships. The Ride & Tie Association will sometimes offer special discounts for first time sign-ups, renewals, or other promotions (e.g. juniors). Check out the website at <https://www.rideandtie.org/membership> for current membership fees or special promotional discounts.

Existing Categories (as of October 1, 2024):

Ride Manager for Event: (Complimentary "individual only" - for the season you direct an event.) Must fill out membership form and return it with sanctioning form in order for event to be insured and sanctioned. Will receive competitor member benefits, but NO voting privileges.

Competitor Member: Will receive Ride & Tie newsletter and handbook; one vote on Association general membership issues; eligibility for all sanctioned Ride & Ties events held during membership year; inclusion and eligibility for national points/mileage year end awards.

- **Adult** Competitor (\$35) - 16 years of age or older as of January 1st
- **Junior*** Competitor (\$15) - under 16 years of age as of January 1st

One Day Competitor: Will NOT receive Ride & Tie newsletter and handbook; No voting privileges; are eligible for national points/mileage year end awards.

- **Adult One Day** Competitor (\$15) - 16 years of age or older as of January 1st
- **Junior* One Day** Competitor (\$5) - under 16 years of age as of January 1st

Family Membership: (\$50) Immediate Family living at same address. List all names to be included. Same benefits as Competitor Member; two votes per family.

Lifetime Member: (\$500) Same benefits as Competitor member with no more annual membership fees.

Friend of Ride & Tie: (\$20 or more) Non-competitive member showing support for Ride & Tie. No voting privileges. Will receive Newsletter.

***Membership rates for Juniors are ONLY valid from January 1, 2025 through November 30, 2027**



FREQUENTLY ASKED QUESTIONS

How far is it between ties? That is entirely up to you and your partner. Some teams feel they make better time by running longer intervals between ties, say a couple of miles or more. Most teams these days seem to prefer shorter intervals ranging from 1/2 to a mile or so, depending on the terrain (shorter on uphills, longer on downhills, for example). The strategy you decide on will depend on the relative running abilities of the humans, and the speed and condition of the horse.

Do I have to be a good runner? No, you don't ! Of course, the faster you are, the more competitive you can be. But there are many teams who just get out and Ride & Tie for the sheer fun of it...some even walk during their time on the ground. "To finish is to win" applies not only to endurance riding, but to Ride & Tie as well! Ride & Tie is really more about teamwork, endurance, commitment, and determination than about speed.

Do I have to be a good rider? This is probably the most important factor, besides having a horse that is in good shape. You don't have to be a great rider, but you do have to know how to handle an excited horse, especially at the start. You need to have confidence and not be afraid of your horse, and you need to know how to be a safe rider. Remember, there are runners and other riders sharing the trail with you, so an out of control horse and rider can be a serious safety hazard.

Do I need to have a horse? No! There are ride & tiers who have a conditioned horses (or mules) but do not know anyone who runs and rides with whom they can partner for a ride. The Ride and Tie Association maintains a list of runners looking for partners with horses, and folks with horses looking for partners on the **Find a Teammate** page under the Resources tab.

What kind of horse does Ride & Tie? Any breed, including mules, can do Ride & Tie. Since it is a long distance event, however, the lean-bodied, sleek-muscled types such as Arabs and Thoroughbreds tend to excel. Appaloosas, Morgans, Walking Horses and Quarter Horses, among others, have also done well. The key to a successful Ride & Tie horse is not so much breed as conditioning. It is imperative, for longer distance events (25 miles or more) to have a healthy well-conditioned horse. If you want to try a shorter novice ride (say 10 miles), just to get your feet wet, you still need to have a healthy horse in decent shape.

How much time do you have to finish? Generally, there are no time limits. However, the ride manager may apply limitations to ensure the safety of competitors.



How does a Ride & Tie event start out? Generally, Ride & Ties start with a "shotgun" start. That is, all horses and runners congregate in a large open area, such as a grassy opening or large dirt road intersection. At the sound of a shout or a signal of a flag, all participants start at once. Horses, of course, are positioned ahead of the runners, so as not to stampede over them! Ideally, the first mile or so is a wide dirt road or trail that allows the faster horses to get out ahead, while others of varying speed get lined out easily without running into a bottle neck when the trail narrows down. After that, it's relatively low-key, with each team setting its own pace. Teams establish friendly rivalries with other teams running at a similar pace, as they repeatedly pass and are passed by the same competitors throughout the day.

Do you all have to finish together? Team members do not have to physically cross the finish line together, although most teams find it is more fun (and affords better finish-photo opportunities!) if they do. It is, after all, a sport of camaraderie and teamwork. Besides, a team's finish is not logged until all three team members have crossed the finish line, so it does not buy you anything to finish ahead of your partner.

What are the courses like? Generally, Ride & Tie courses are on running trails and logging roads usually in hilly terrain in forests but also in flat grasslands. Of course, a setting with plenty of trees affords more opportunities for places to tie the horse. National forests, state and county parks, BLM lands, and private lands are common locations.

How or where do you tie the horse? This is one of the most frequently asked questions and cause for the most concern for new people. Part of the challenge and strategy of Ride & Tie is finding suitable places to tie your horse. Early in the race when your equine teammate is full of energy, you'll probably want to tie to a fairly substantial object like a tree or fence post. Some races even allow for members of your crew to be along the trail to serve as your first tie (called a hand tie). During the event you may at times have to go several miles to find something suitable.

Can the runner keep running while the rider and horse are at the vet check? Yes, in fact, teams MUST make an exchange at the vet check. The rider who brings the horse into the vet check must leave the horse with the crew and must run (or walk) out of the vet check; ie, a runner can't run in and then out of the vet check.

What is an artificial tie and a hand tie? An artificial tie is anything that is not existing along the trail for all participants to tie to. For example, a competitor cannot carry a metal stake and hammer with them and create an "artificial tie" as they go. Trees, fences, roots, bushes etc. are all allowable ties since all competitors can use them. A "hand tie" is when a crew person holds the horse for the team. Some events allow hand ties along the trail near the start due to excited horses or unsafe tie conditions. Usually the crews are not allowed to go beyond a certain point on the course.



APPENDIX A

RULES OF RIDE & TIE

(<https://www.rideandtie.org/ride-tie-rules/>)

Violation of any rule may result in disqualification.

1. Each team will consist of two persons who are current members of the Ride and Tie Association and one horse. Throughout these rules “horse” means “horse, pony, donkey, burro, or mule.”
2. The horse must be at least four years (48 months) old if competing in distances 19 miles or less, and five years (60 months) old if competing in distances of 20 miles or longer.
3. No pregnant or lactating mares will be allowed to compete.
4. In alignment with AERC, no foreign substance or medication may be given or administered to any horse within 72 hours before starting the event or one hour after finishing the event. This includes ointments or solutions for topical use that contain local anesthetics. All medications administered during the two weeks prior to the event must be declared in writing to the veterinarian conducting the pre-ride examination.
5. All horses must be submitted for a pre- and post-ride examination.
6. All horses must be presented for a post-ride veterinary examination within a half hour of the horse crossing the finish line. Horses must pass this examination for any member of that team to be eligible for completion awards and points.
7. There will be a predetermined number of vet checks where the horses will be observed and examined. There will be no mandatory time holds. Cut-off time limits for each check point may be established. Pulse, respiration, mucous membrane color and capillary refill, surface factors, attitude and soundness will be considered as part of the criteria for passing through to the next check. Vet check criteria will be announced prior to the ride start and will be determined by the Head Veterinarian after consideration of weather, terrain, and other factors.
8. All decisions of the Veterinarian staff regarding the health and safety of the horse are final. No abuse of a horse will be tolerated.
9. Before the Start there will be an Agreed upon “Start and Finish line”.
10. Artificial ties are illegal. An artificial tie is anything that does not exist along the trail for all participants to tie to. For example, a contestant cannot carry a metal stake and hammer with them and create an “artificial tie” as they go. Hand ties may be allowed at the Ride Manager’s discretion. Any decision to allow hand ties will be announced at the pre-ride briefing.
11. Each team must switch from rider to runner and runner to rider at least six (6) times during an event. Teams may tie as many times as they desire anywhere along the trail as long as the ties do not obstruct the trail or are not made in designated “No Tie Areas.” A required exchange will occur at each vet check. A team must exchange at least twice between vet checks. Where vet checks are so close that two exchanges may be impractical, the Ride Manager may allow one exchange between two specific vet checks. If a runner on a team has not been overtaken by his/her partner before the next vet check, then the runner must wait at the vet check for his/her partner to arrive in order to meet the required vet check exchange.
12. With the exception of securing a loose horse, no person other than the team members and designated ride officials may handle a team’s horse on the trail during the event. Designated team crew may work with the horse at any vet check specified by ride officials to be open to crews. Ride officials may require crew to obtain a pass. Only contestants may take a horse through the vet checks during the event.
13. It is not permissible for both members of a team to use their horse at the same time for forward movement. “Tailing” (meaning the rider dismounts, grips the horse’s tail and allows the horse to pull him/her) is allowed but it is not permissible for one team member to ride while another tails.
14. No pacing by an un-entered horse or runner is allowed for any contestant.
15. Riders shall be responsible for their horse’s behavior prior to and during the event. If, at the discretion of the ride management, any horse becomes unruly or jeopardizes the safety of other participants, the team may be disqualified from the event.
16. Teams must pass and report to any trail marshals who are positioned along the course. Competitors inadvertently off course must return to the point at which they left the marked trail and complete the course correctly. Teams must stay on the marked trail.
17. Any protests must be made in accordance with the Association’s Protest Policy.
18. A team has not completed the event until both human teammates and their horse have crossed the finish line.
19. These rules apply to a sanctioned event. A ride may be of any distance, but to be sanctioned there must be a Ride & Tie of at least 20 miles in length offered within the same event.
20. Competitors under 16 years of age must wear approved safety helmets while mounted during a ride (helmet approval by AHSA, PCA, ANSIZ90.4, or Snell)

(revised January 2025)

APPENDIX B

RULES of EQUATHON

(<https://www.rideandtie.org/equathon-rules/>)

What is an Equathon: An Equathon consists of a TEAM of two persons (Rider/Runner) and one horse, or IRON consisting of one person (Rides/Runs) and one horse competing on a pre-determined course.

The length of the run must be at least 25% of the length of the ride.

The Rider completes their portion of the course first before the Runner starts their portion of the event. The Runner may start after the horse reaches pulse criteria taken by official race staff, but prior to the veterinary examination. The clock runs continuously until the runner reaches the finish line.

Iron person rides the designated course first and then runs the second part of the course. The clock runs continuously until the runner reaches the finish line. They must start the run portion within 30 minutes of the horse passing the pulse criteria. Designated crew may present the horse for both the pulse and the veterinary exam.

Completion Time: The “Completion Time” is when the runner crosses the finish line. In addition, the horse must PASS the post-ride exam meeting “fit to continue” criteria otherwise the team will be disqualified.

Long Course: Is combined rider/runner mileage of 20 miles or longer.

Short Course: Is combined rider/runner mileage of less than 20 miles.

General rules:

1. All participants must be current members of the Ride & Tie Association. Throughout these rules, “horse” means “horse, pony, donkey, burro, or mule.”
2. The horse must be at least four years (48 months) old if competing in distances 19 miles or less, and five years (60 months) old if competing in distances of 20 miles or longer.
3. NO pregnant or lactating mares will be allowed to compete.
4. In alignment with AERC, no foreign substance or medication may be given or administered to any horse within 72 hours before starting or one hour after finishing the event. This includes ointments or solutions for topical use that contain local anesthetics. All medications administered during the two weeks prior to the event must be declared in writing to the veterinarian conducting the pre-ride examination.
5. All horses must be submitted for a pre- and post-ride examination.
6. All horses must be presented for a post-ride veterinary examination within a half an hour of the horse crossing the finish line. Horses must pass this examination for any member of that team to be eligible for completion awards and points.
7. **Horses traveling less than 10 miles** require standard pre- and post-ride examinations.
8. Veterinarians will determine pulse criteria which may differ from Ride & Tie horses. Pulse must be taken/certified by official ride staff.
9. If the ride portion is 20 miles or longer, there will be a mandatory hold as pre-determined by the head veterinarian for the horse at any vet check(s).
10. All decisions of the Veterinarian staff regarding the health and safety of the horse including altering any horse related Equathon rules are final. NO abuse of a horse will be tolerated.
11. Before the Start there will be an Agreed upon “Start and Finish line”.
12. Riders shall be responsible for their horse’s behavior prior to and during the event. If, at the discretion of the ride management, any horse becomes unruly or jeopardizes the safety of other participants, the team may be disqualified from the event.
13. Competitors must pass and report to any trail marshals who are positioned along the course. Competitors inadvertently off course must return to the point at which they left the marked trail and complete the course correctly.
14. Any protests must be made in accordance with the Association’s Protest Policy
15. The Runner (for both Standard Equathon and Iron Person) must report to the event timer for the official run portion start and finish time and follow the designated course.
16. All minors under age 16 must wear approved safety helmets by AHSA, PCA, ANSIZ90.4 or Snell while mounted during the event.

(Revised January 2025)

APPENDIX C

Event Sanctioning Form

<https://www.rideandtie.org/event-sanctioning-form/>

To sanction your event, submit the following to events@rideandtie.org or to The Ride and Tie Association, c/o Rhonda Venable, 10102 Fire Tower Rd., Toano, VA 23168. For questions, contact her at 757-870-3837.

The following is an agreement between the event management of

Name of Event: _____ Date(s): _____

Event Location (Please be as accurate as possible, include: city, state, and zip code): _____

Event Contact Name: _____ Phone: _____

Event Contact Email: _____

and the Ride and Tie Association

Distance(s): Ride & Tie _____
Equathon (if offered) _____

How many/which days of your event will Ride & Tie/Equathon be offered? _____

Is this ride offering the following option: Elevator: Yes No

See special rules on elevator rides www.rideandtie.org/resources/ride-manager/

Stipends in the amounts stated below are being offered for any event which sanctions a Ride & Tie/Equathon and meets the following criteria.

\$200 if you have any participants compete in Ride & Tie/Equathon, plus

\$100 if you are offering Ride & Tie/Equathon at this event for the very FIRST time

Criteria:

- You must apply for the stipend (with this form or online) at least 60 days prior to the event, or within one week of its announcement if less than two months from the date of the event.
- Your application must include:
 - o Pay to the order of: (insert full name of individual or organization) _____
 - o Address (USPS mailing address) _____
 - o Phone number: (where we can reach you if we have any questions) _____
- All sanctioned events must use the Ride and Tie Association's liability insurance (\$10/team, up to a max of \$100/day)
- There must be at least one Ride & Tie distance of 20 miles or longer offered.
- You must agree to actively promote Ride & Tie/Equathon in your marketing and branding materials.
- You must ensure that all competitors are current Ride & Tie members.
- You must provide completion awards to Ride & Tie/Equathon competitors.
- No more than 14 days after the date of the event, you must submit the following either electronically (online forms/ PayPal), or via USPS:
 - o Event results (<https://www.rideandtie.org/wp-content/uploads/2024/09/Submitting-Ride-Results.pdf>)
 - o Membership forms and fees for anyone who joined or renewed at event (<https://www.rideandtie.org/membership/>)
 - o Financial Summary form along with sanctioning/insurance fees (<https://www.rideandtie.org/financial-summary/>)

To apply for a stipend, please initial here _____ Is this the first time Ride & Tie/Equathon is being offered? _____

The Ride & Tie Association and Southeast Endurance Riders Association (SEERA) are partners allowing participating SEERA members to accumulate SEERA miles and be eligible for SEERA Ride & Tie year end awards as well as supporting SEERA in its mission to strengthen Endurance events. If you are in the Southeast (including Virginia), consider sanctioning your event with SEERA as well. Cost is \$3.00 per team all of which goes to the SEERA.

To sanction with SEERA go to <https://www.southeastenduranceriders.org/ride-sanctioning>

APPENDIX C - continued

Event Sanctioning Form

INSURANCE SANCTIONING FORM

An insurance certificate will be issued to the Ride Manager for the location of the ride. Please list all entities (government, private property owners, and others) that require certificates of "Also Insured", their complete mailing address, and *any additional information or necessary wording*. The insurance covers the ride manager and landowner (s) for the day before and the day after the event. The insurance does NOT cover competitors on those two days. If a competitor damages property on one of those days, he or she would be completely liable for the damages.

Insurance can only be issued to a Ride Manager who is a member of the Ride & Tie Association. Failure to join or renew your membership will **nullify** your insurance. Because you are helping our sport by serving as a Ride Manager, we gratefully offer you a complimentary membership, but you must fill out/submit the form. To renew or join, go to www.rideandtie.org/membership/

TERMS OF AGREEMENT

1. There must be at least one Ride & Tie distance of 20 miles or longer offered.
2. The event must be run according to the Association's Rules of Ride and Tie.
3. A licensed veterinarian must check each horse before, during and after the event.
4. All veterinary checks must be of the "stop & go" variety (i.e., the horse must meet predetermined recovery criteria before continuing). No mandatory holds are allowed, with one exception: A horse having metabolic problems may be held at the discretion of the veterinarian.
5. Request for Sanctioning must be sixty (60) days in advance of the event or within one week of its announcement if less than two months from the date of the event.
6. The event management must ensure participants are current members of The Ride and Tie Association. If the participant is not a current year or lifetime member, a Membership form must be filled out and the appropriate fee collected. If, due to faulty or slow updating of membership listings, the participant joined but was not yet listed, The Ride and Tie Association will refund the second payment in full by mail following the event. (<https://www.rideandtie.org/membership/>)
7. All sanctioned events must use the Ride and Tie Association's liability insurance. The cost for certificates of "also Insured" and per team fees are included in the Sanctioning Fee.
8. Requests to add additional insureds must be received no later than 15 days prior to the event.
9. **A financial summary form, sanctioning/insurance fees, membership forms and fees, and event results must be submitted to the Association no more than 14 days after the date of the event.**

Ride Manager	
Ride Manager phone	
Ride Manager address	
Ride Manager email	
Location of Event (e.g. Cherokee Natl	
Street Address of Event (include city,	
Additional relevant information	<i>(include any specific insurance language requirements)</i>

Submit this form (and the following pages if needed) via email to events@rideandtie.org or to The Ride and Tie Association, c/o Rhonda Venable, 10102 Fire Tower Rd., Toano, VA 23168

APPENDIX C - continued Event Sanctioning Form

Additional Insured #1 (i.e. The National Forest where the event is taking place or a private landowner)

Name	
Relationship (e.g. sponsor, landowner)	
Full Mailing Address	
Phone	
Email	
Additional relevant information	<i>(include any specific insurance language requirements)</i>

Additional Insured #2 (i.e. The National Forest where the event is taking place or a private landowner)

Name	
Relationship (e.g. sponsor, landowner)	
Full Mailing Address	
Phone	
Email	
Additional relevant information	<i>(include any specific insurance language requirements)</i>

Additional Insured #3 (i.e. The National Forest where the event is taking place or a private landowner)

Name	
Relationship (e.g. sponsor, landowner)	
Full Mailing Address	
Phone	
Email	
Additional relevant information	<i>(include any specific insurance language requirements)</i>

APPENDIX C - continued Event Sanctioning Form

Additional Insured #4 (i.e. The National Forest where the event is taking place or a private landowner)

Name	
Relationship (e.g. sponsor, landowner)	
Full Mailing Address	
Phone	
Email	
Additional relevant information	<i>(include any specific insurance language requirements)</i>

Additional Insured #5 (i.e. The National Forest where the event is taking place or a private landowner)

Name	
Relationship (e.g. sponsor, landowner)	
Full Mailing Address	
Phone	
Email	
Additional relevant information	<i>(include any specific insurance language requirements)</i>

Additional Insured #6 (i.e. The National Forest where the event is taking place or a private landowner)

Name	
Relationship (e.g. sponsor, landowner)	
Full Mailing Address	
Phone	
Email	
Additional relevant information	<i>(include any specific insurance language requirements)</i>

APPENDIX D

Membership Form

<https://www.rideandtie.org/wp-content/uploads/2024/10/Membership-Form-2025-r1.pdf>

The Ride and Tie Association Membership Form

Send form and payment to: The Ride and Tie Association – Membership, 6746 Back Rd, Maurertown, VA 22644

Or sign up online at www.rideandtie.org/membership/

DATE: _____

(2025 membership year is changing to January 1, 2025 – November 30, 2025.)

PLEASE PRINT

Please check box if an existing member and you are updating any information.

New	Renew	Jr*	Last Name	First Name	MI	Birthdate (if under 16)	Gender
<input type="checkbox"/>	<input type="checkbox"/>	<input type="checkbox"/>					
<input type="checkbox"/>	<input type="checkbox"/>	<input type="checkbox"/>					
<input type="checkbox"/>	<input type="checkbox"/>	<input type="checkbox"/>					
<input type="checkbox"/>	<input type="checkbox"/>	<input type="checkbox"/>					

*Jr – under 16 as of January 1st

Street Address (for mailing purposes):			
City:		State:	Zip code:
Phone:		Email:	

	Yes	No				
Do you want your contact information listed in the handbook (if one is published)	<input type="checkbox"/>	<input type="checkbox"/>				
Do you want to receive a printed copy of the newsletters (versus viewing them online)?	<input type="checkbox"/>	<input type="checkbox"/>				
Do you want to receive emails with updates regarding R&T news?	<input type="checkbox"/>	<input type="checkbox"/>				
How did you learn about R&T?	<table border="1" style="width: 100%; border-collapse: collapse;"> <tr> <td style="width: 25%;">Website</td> <td style="width: 25%;">Expo/Convention</td> <td style="width: 25%;">Magazine/Newspaper</td> <td style="width: 25%;">Other (specify)</td> </tr> </table>		Website	Expo/Convention	Magazine/Newspaper	Other (specify)
Website	Expo/Convention	Magazine/Newspaper	Other (specify)			

Type of Membership:

___ **Ride Manager for Event** (Specify): _____ **Event Date(s):** _____
 (Complimentary "individual only" - for the season in which you direct an event.) You MUST fill out this form and return it with sanctioning form in order for your event to be insured and sanctioned. You receive competitor member benefits, but NO voting privileges.

___ **Upgrading from Complimentary and/or Competitor to Family:** (\$15) You receive all family member benefits.

___ **Competitor Member: Adult** (\$35) **Junior** (\$15)
 Will receive Ride & Tie newsletter and handbook; one vote on Association general membership issues; eligibility for all sanctioned Ride & Tie events held during membership year; inclusion and eligibility for national points/mileage year end awards.

___ **One Day Competitor: Adult** (\$15) **Junior** (\$5) **Event Date (required):** _____
 Will NOT receive Ride & Tie newsletter and handbook; NO voting privileges. Eligible for national points/mileage year end awards.

___ **Family Membership:** (\$50) Immediate family living at the same address. List all names (first and last) to be included. Same benefits as Competitor member, two votes per family.

___ **Lifetime Member:** (\$500) Same benefits as Competitor member with no more annual membership fees.

___ **Friend of Ride & Tie** (\$20 or more) Non-competitive member showing support for Ride & Tie. No voting privileges. Will receive newsletter.

***Membership rates for Juniors are ONLY valid from January 1, 2025 through November 30, 2027**

As a 501 (c)(3) non-profit organization, these membership contributions may be tax deductible.

Revised 10/28/2024

APPENDIX E

ENTRY FORM (generic)

https://www.rideandtie.org/wp-content/uploads/2024/10/entryform_generic.pdf
Ride and Tie Entry Form

Use this form to enter any of the events. Send entries to the ride manager at address listed on their flyer or the schedule. Additional forms may be required at event site.

(name and distance of event)

RIDER #1: _____ Phone #: (____) _____ Age: ____ M ____ W ____ Other ____ R & T # _____

Address: _____ City: _____ State: _____ Zip: _____

Email Address: _____ Number of completed R&T's ____ Number of completed Championships ____

RIDER #2: _____ Phone #: (____) _____ Age: ____ M ____ W ____ Other ____ R & T # _____

Address: _____ City: _____ State: _____ Zip: _____

Email Address: _____ Number of completed R&T's ____ Number of completed Championships ____

HORSE'S NAME: _____ Age: _____ Breed: _____ Sex: _____ Color: _____

Owner: _____ Phone #: (____) _____ Address: _____

NOTE: Both riders must be members of the Ride and Tie Association.

THIS IS A RELEASE. IT CONTAINS LIMITATIONS ON LIABILITY. READ IT!!!

I understand that Ride and Ties are hazardous activities which involve being in remote areas for a long time; that these areas have many natural and man-made hazards which ride management cannot anticipate, identify, modify, or eliminate; that horses can be excitable, difficult to control, and unpredictable; and that accidents can happen to anyone at anytime, and that there is NO ambulance or medical help present. I UNDERSTAND THAT I AM ENTERING THIS EVENT AT MY OWN RISK and upon acceptance of my application for entry in the above-described event, I acknowledge that I assume FULL RESPONSIBILITY for my own safety. I and my heirs, executors, and administrators, will hold the Ride and Tie Association, AERC, PNER, and all officers and directors thereof, any member of the ride management and ride personnel, and all property owners/tenants whose land the ride crosses BLAMELESS for any injury or loss to myself or my horse which occurs due to my participation and free from all liability for such injury or loss. In short, I will not sue the ride management, their personnel, landowners or tenants, Ride and Tie Association, AERC, PNER, for ANY REASON! I am fully aware of all event rules and agree to abide by those rules set down by the ride management and Ride and Tie Association. " I fully understand the consequences for not following event rules. As a participant in this ride, I have read the above liability release and will agree to abide by ALL rules. I grant my irrevocable permission to the Ride and Tie Association, its authorized agent, and the event photographer, to use my name and any photographs, videos, motion pictures, records, or any other record of my participation in this event.

Rider # 1: _____ DATE: _____

Rider #2: _____ DATE: _____

Horse Owner: _____ DATE: _____

MINORS OR JUNIORS MUST HAVE THE FOLLOWING RELEASE SIGNED.

We, the undersigned parents or guardians understand that Ride and Tie can be a hazardous activity, that injuries or accidents can occur, and that this ride has no medical aid or insurance for my child. We have entered our child in the above named ride AT THEIR OWN RISK and understand that we will assume full responsibility for the child's safety. We have read the above release that our child, as a rider, has signed and fully understand the release and ride rules. We agree to release the Ride and Tie Association, AERC, PNER, and all officers, directors and all members of ride management and personnel, and all landowners/tenants, from all claims, demands, law suits or liabilities which might otherwise arise by virtue of injury to our child or child's horse, no matter who is at fault. We do further authorize any ride personnel of the above ride to consent on our behalf to any emergency medical treatment by a properly licensed person, which may be required for our child, and do agree to indemnify and hold harmless anyone giving such consent. I grant my irrevocable permission to the Ride and Tie Association, its authorized agent, and the event photographer, to use my child's name and any photographs, videos, motion pictures, records, or any other record of my child's participation in this event.

For rider #1: _____ DATE: _____

Relationship to the above named minor: _____

For rider #2: _____ DATE: _____

Relationship to the above named minor: _____

10/24

APPENDIX F FINANCIAL SUMMARY FORM

<https://www.rideandtie.org/financial-summary/>

Ride Manager's Financial Summary

Please submit this form within 14 days following date of the event.

Note: If you are to receive a stipend from Ride & Tie, return this form even if you do not owe any money to Ride & Tie. Late submissions (submitted more than 14 days after your event) will nullify your stipend.

Event Name _____ Event Date(s) _____

Ride Manager _____ Phone or email _____

STIPEND: Ride & Tie offered me a stipend and I complied with all requirements.

Initial

- \$200 for hosting, promoting and having R&T/Equathon participants compete
- \$100 for hosting and promoting a R&T/Equathon for the *FIRST* time at this event
- Submission of results, membership forms/fees, financial summary and insurance fees

no more than 14 days after the date of this event.

Pay stipend to: (insert full name and/or organization) _____

Mailing address: _____

City _____ State _____ Zipcode _____

Phone number (if different from Ride Manager's): _____

Insurance Fees

Number of teams 1 st day _____	x \$10 =	\$ _____	(daily maximum \$100)
Number of teams 2 nd day _____	x \$10 =	\$ _____	(daily maximum \$100)
Number of teams 3 rd day _____	x \$10 =	\$ _____	(daily maximum \$100)

Ride and Tie Membership Fees

_____ x \$15 One Day (Adult)	_____ x \$ 5 One Day (Junior*)	=	\$ _____
_____ x \$35 Annual (Adult)	_____ x \$15 Annual (Junior*)	=	\$ _____
_____ x \$50 (Family)	_____ x \$15 Upgrading to Family**	=	\$ _____

* Fees listed above for **Juniors** (individuals who are under 16 years old as of January 1st) are **ONLY valid from January 1, 2025 to November 30, 2027.**

** If upgrading from a current year Annual Adult membership to Family.

Additional donations or other income

Please give contact info for donations or explanation for other income

= \$ _____

Explanation for other income: _____

Total enclosed \$ _____

If you do not have any checks to enclose, you may email this form to treasurer@rideandtie.org

Mail **check(s)** with this form to: The Ride & Tie Association - Treasurer, 4710 Kingsway Anacortes, WA 98221-3210

Mail **membership** form(s) to: The Ride & Tie Association – Membership, 6746 Back Road, Maurertown, VA 22644 or online (<https://www.rideandtie.org/electronic-membership/>)

Submit **results** to: Bob Heltibridle – bobheltibridle@gmail.com or via online entry (<https://www.rideandtie.org/ride-results/>)


revised 01/23/25

APPENDIX G Vet Card

<https://www.rideandtie.org/wp-content/uploads/2020/03/vetcard-2016.pdf>

RIDE NAME: _____ DATE: _____ DISTANCE _____ Miles
 Rider Name _____ Junior Y/N
 Rider Name _____ Junior Y/N
 Horse Name _____ Age _____ Sex _____ Breed _____

Rider Number



BODY CONDITION SCORE

- 1 - Poor
- 2 - Very Thin
- 3 - Thin
- 4 - Moderately Thin
- 5 - Moderate
- 6 - Moderately Fleshy
- 7 - Fleshy
- 8 - Fat
- 9 - Extremely Fat

VET CHECK	PRE RIDE VET IN	VET CHECK 1	VET CHECK 2	VET CHECK 3	VET CHECK 4	VET CHECK 5	VET CHECK 6	POST RIDE VET OUT	
ARRIVAL TIME									
PULSE									
PULSE TIME									
OUT TIME									
Mucus Membranes									MM
Capillary Refill									CR
Jugular Refill									JUG
Skin Tenting									SKIN
Gut Sounds									GUT
Anal Tone									ANAL
Muscle Tone									MT
Back/Withers									BW
Tack Galls									GALL
Wounds									W
Gait									GAIT
Impulsion									IMP
Attitude									ATT
Overall Vet Impression									VIMP
Comments									
Cardiac Rec. Index	/	/	/	/	/	/	/	/	
Examiner									
Elimination Cause									

APPENDIX H

BEST CONDITION FORM

<https://www.rideandtie.org/wp-content/uploads/2020/03/bestcondition-2016.pdf>

RIDE AND TIE BEST CONDITION JUDGING SHEET

EVENT NAME: _____ DATE: _____

TEAM NUMBER: _____ HORSE NAME: _____

RIDER 1: _____ RIDER 2: _____

1. METABOLIC FACTORS	POSSIBLE POINTS	POINTS
Vital signs: CRI : ____/____ Mucous Membranes____, Capillary Refill Time____ Hydration____, Gut Sounds____	20	_____
Impulsion – Energy Level	20	_____
2. MECHANICAL FACTORS		
Surface factors, Swelling, Trauma, Pain	10	_____
Soundness at Trot	30	_____
3. TIME FACTOR: Team Completion		
Time points will be awarded for a maximum of 20 points for the winning team. Succeeding teams will receive a percentage of 20 points, based on their time of arrival.		
Example: Time interval between the first and eleventh team is 33 minutes. Time interval between the second and eleventh team is 26 minutes. So $26/33 = .79 \times 20 \text{ pts.} = 16 \text{ pts.}$ for the 2 nd place horse.		
Finish Time: _____	20	_____
TOTAL POINTS	100	_____

Comments:

Veterinarian(s): _____

APPENDIX I

Ride Results Form

<https://www.rideandtie.org/resources/forms/>

UN-OFFICIAL RIDE RESULTS

EVENT NAME: _____

RIDE MANAGER: _____

DISTANCE: _____

DATE: _____

Place	Time	Division	Junior	Competitor one	Gender	Member #	Junior	Competitor two	Gender	Member #	Horse Owner	Horse Name	BC

ON-LINE ENTRY
As an alternative to submitting the results using the above form, you can submit on-line if you choose.

Click the link (<https://forms.gle/PbfjVKoPjbyVeuVe9>) to get started.
 Enter one team at a time, Follow the directions/answer the questions. After you answer the last question, the application will bring you back to the beginning and you can start entering the next team. After you finish entering each team, it automatically sends an e-mail notification to Bob Heltibridle.



APPENDIX J DONATION SPONSORSHIP Form

https://www.rideandtie.org/wp-content/uploads/2022/12/Donation_Sponsorship-Form.pdf

The Ride and Tie Association - Donation/Sponsorship Form

Send form and payment to: The Ride and Tie Association, 4710 Kingsway, Anacortes, WA 98221

DATE: _____

PLEASE PRINT

Name (First MI Last)		
Street Address (for mailing purposes):		
City:	State:	Zip code:
Phone:	Email:	
		Yes No
Would you like your contact information listed in the annual handbook		
Would you like to receive a printed copy of the newsletter?		
Would you like to receive emails with updates regarding R&T news?		

Type of Donation/Sponsorship:

___ **Supporting Sponsor (\$100-\$249)**

- Placement in newsletter
- Placement on website on Sponsorship page

___ **Bronze Sponsor (\$250-\$499)**

- Placement in newsletter
- Placement on website on Sponsorship page

___ **Silver Sponsor (\$500-\$999)**

- Placement in newsletter
- Placement on website on Sponsorship page
- 10% discount off ad rate for newsletter
- Sponsor banner, if provided, will be displayed at the Regional and World Championships

___ **Gold Sponsor (\$1,000-\$1,999)**

In addition to the Silver Sponsor:

- 20% discount off ad rate for newsletter
- Consideration for a Regional Championship Award Sponsorship representation

___ **Signature Sponsor (\$2,000-\$2,999)**

In addition to the Gold Sponsor:

- 25% discount off ad rate for newsletter
- Consideration for a World Championship Award Sponsorship representation
- Consideration for use of the phrase "Official product of The Ride & Tie Association"

___ **Platinum Sponsor (\$3,000 or more)**

All benefits of Signature Sponsor:

___ **Other (Donation amount \$ _____)**

Sponsorship Categories

___ **Award Sponsorship** – Sponsors can apply their products or brand to one of the annual Ride & Tie and Equathon awards. Their brand will be represented wherever the award is displayed throughout the year (on the R&T website and in newsletters).

- Annual Award

___ **Program Sponsorship** – We can create programs that are geared around our membership that companies can sponsor and apply their brand.

- New Member Discount Sponsorship
- Multi-Year Membership Discount Sponsorship
- Education Program Sponsorship

___ **Event Sponsorship** – Sponsors can participate directly with our R&T managed events like Regional and World Championships.

- Regional Championship Sponsorship
 - Title Sponsor
 - Best Condition
- World Championship Sponsorship
 - Title Sponsor
 - National Awards Dinner
 - Programs and other printed materials

